

Signify Classified - Internal
Cooper Lighting Solutions Photometric Lab
1121 Highway 74 South
Peachtree City, GA 30269



Scaled data based on original data using
LM-79-08 Approved Method: Electrical and Photometric Measurements of Solid-
State Lighting Products

Test Report Prepared for
Cooper Lighting Solutions
(formerly Eaton)

Brand: STREETWORKS

Report Number: P867742

Luminaire Tested: **MEM2-HTN-SA-150-750-U-T4W-HSS**

Issue Date: 08/21/2024



Test Information

Test Method: LM-79-08
Report Number: P867742
Test Lab: INNOVATION CENTER(G3)
Issue Date: 08/21/2024
Manufacturer: COOPER LIGHTING SOLUTIONS (FORMERLY EATON)
Product Line: STREETWORKS
Catalog Number: MEM2-HTN-SA-150-750-U-T4W-HSS
Description: EPIC MODERN TALL HOUSING DISCRETE LED ARRAYS 150W 70CRI 5000K
FIXTURE w/ TYPE IV WIDE DISTRIBUTION OPTIC AND HOUSE SIDE SHIELD
Light Source: (30) 5000K CCT, 70 CRI LEDS
Ballast/Driver: ELECTRONIC DRIVER

Summary

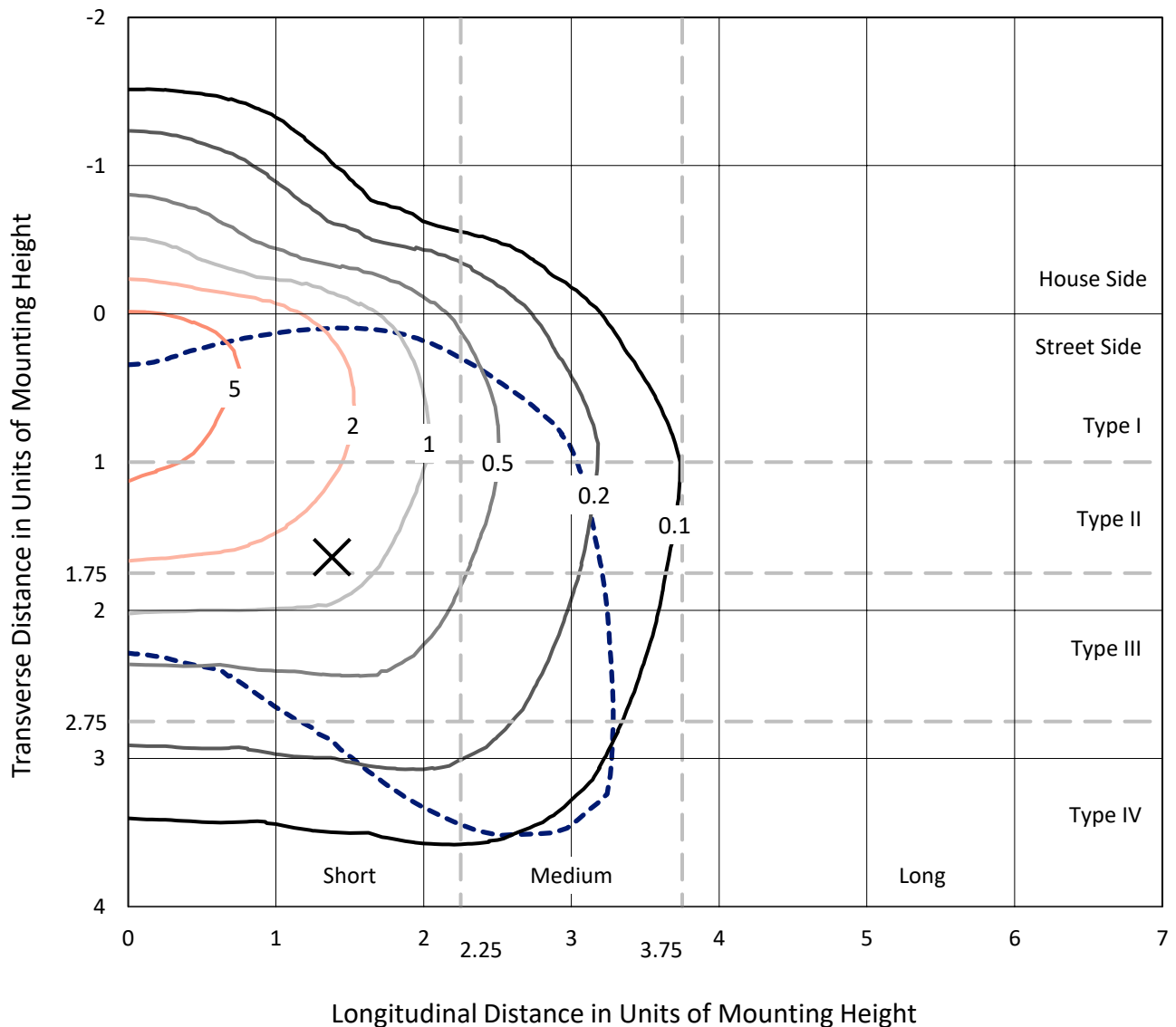
Lumens per Lamp: N/A
Luminaire Lumens: 13316.3 lumens
Efficiency: N/A
Efficacy: 99.4 lumens/watt
Luminous Opening: Rectangular (W 1' x L: 0.33' x H: 0')
IES Classification: Type IV - Short
BUG Rating: B1 - U0 - G2

Input Watts (W): 134
Input Voltage (V): 120
Input Current (A_{in}): NR
Voltage Rise (V): NR
Power Factor: 0.99
Total Harmonic Distortion (THDi): 6.70%
Frequency (hertz): 60
Stabilization Time: NR
Operation Time: NR
Ambient Temperature (°C): NR
Test Distance: 24 FT

REPORT NUMBER: P867742
 CATALOG NUMBER: MEM2-HTN-SA-150-750-U-T4W-HSS

Iso-Footcandle Lines of Horizontal Illumination

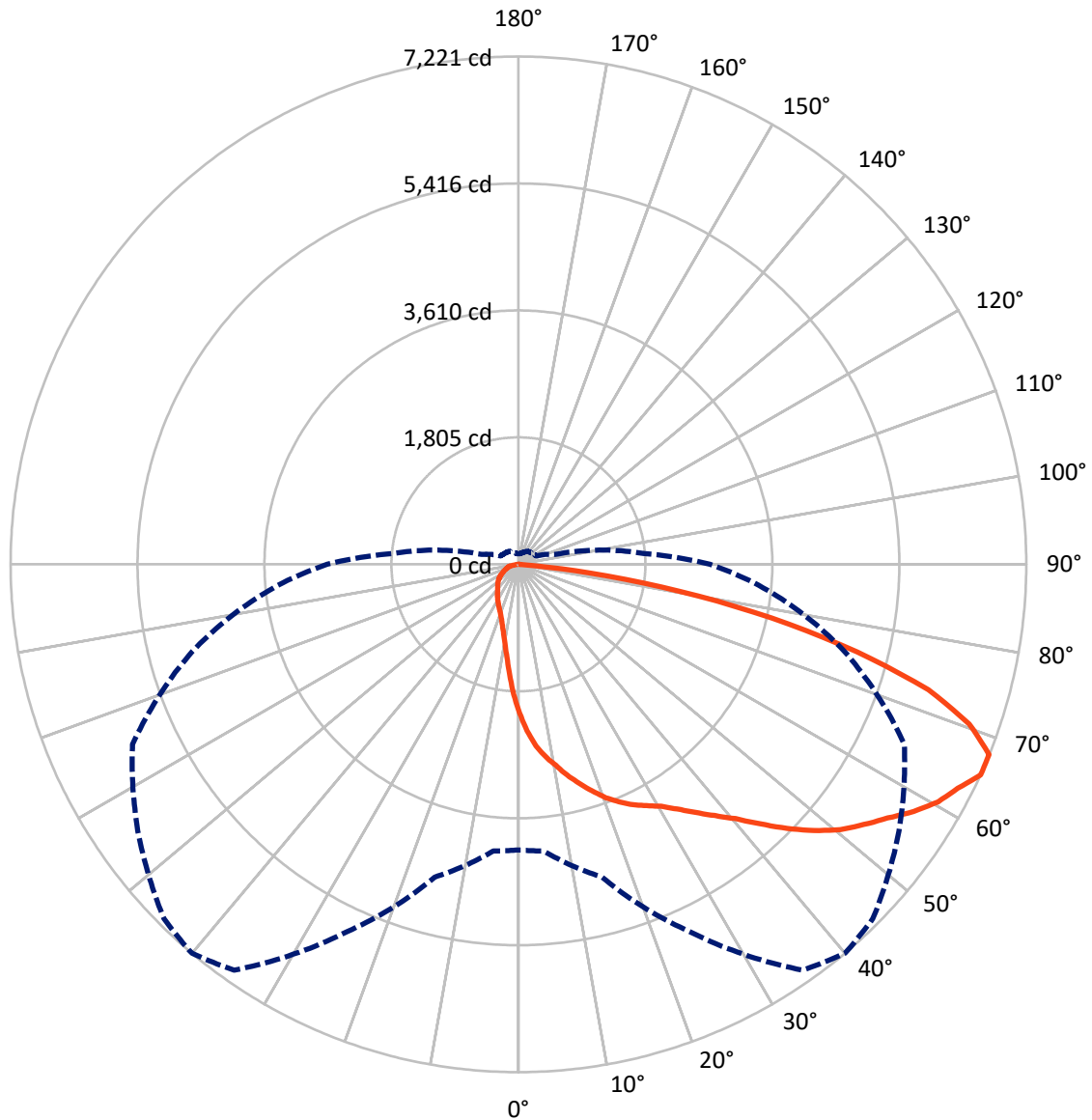
× Max cd
 - - - 1/2 Max cd



Based on 20 foot mounting height. Maximum calculated value = 7.7 fc
 Type IV - Short - N/A

REPORT NUMBER: P867742
CATALOG NUMBER: MEM2-HTN-SA-150-750-U-T4W-HSS

Luminous Intensity Polar Plot



— Vertical Plane Through 40-Deg Lateral - - - Horizontal Cone Through 65-Deg Vertical

REPORT NUMBER: P867742

CATALOG NUMBER: MEM2-HTN-SA-150-750-U-T4W-HSS

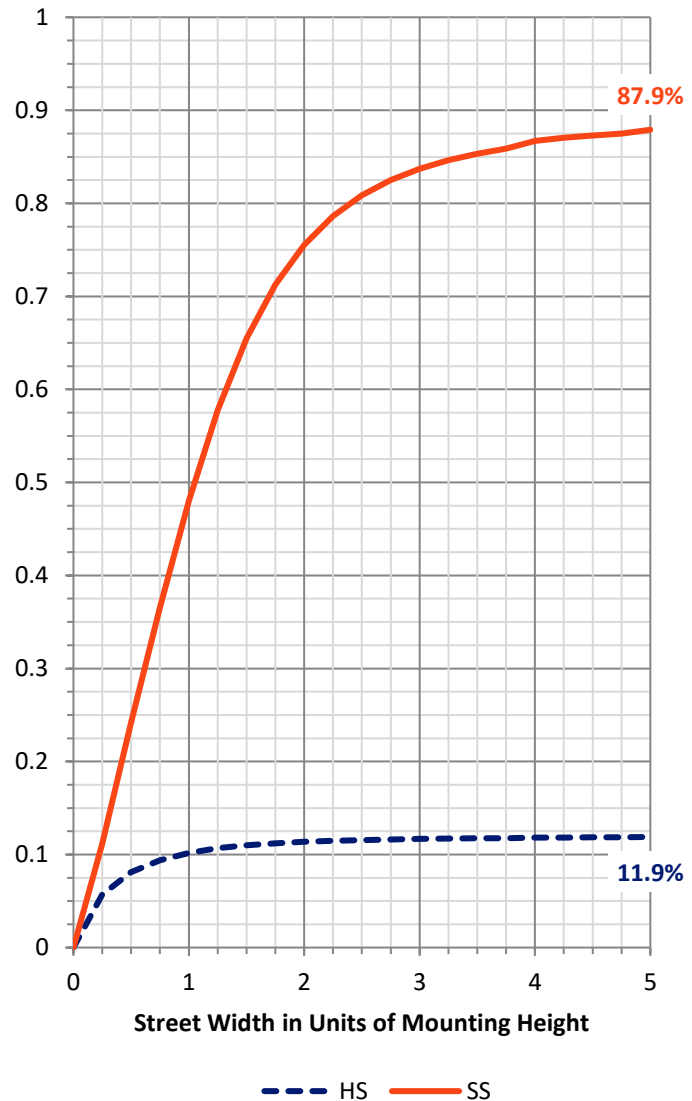
FLUX DISTRIBUTION:

		Downward	Upward	Total
House Side	Lumens	1594.2	0.0	1594.2
	% Fixture	12.0	0.0	12.0
Street Side	Lumens	11722.0	0.0	11722.0
	% Fixture	88.0	0.0	88.0
Total	Lumens	13316.3	0.0	13316.3
	% Fixture	100.0	0.0	100.0

Coefficient of Utilization

ZONAL LUMENS:

Zone	Lumens	% Fixture
0°-10°	198.1	1.5
10°-20°	595.8	4.5
20°-30°	1024.9	7.7
30°-40°	1549.3	11.6
40°-50°	2265.4	17.0
50°-60°	2893.4	21.7
60°-70°	2887.6	21.7
70°-80°	1693.3	12.7
80°-90°	208.6	1.6
90°-100°	0.0	0.0
100°-110°	0.0	0.0
110°-120°	0.0	0.0
120°-130°	0.0	0.0
130°-140°	0.0	0.0
140°-150°	0.0	0.0
150°-160°	0.0	0.0
160°-170°	0.0	0.0
170°-180°	0.0	0.0
0°-90°	13316.3	100.0
0°-180°	13316.3	100.0



REPORT NUMBER: P867742

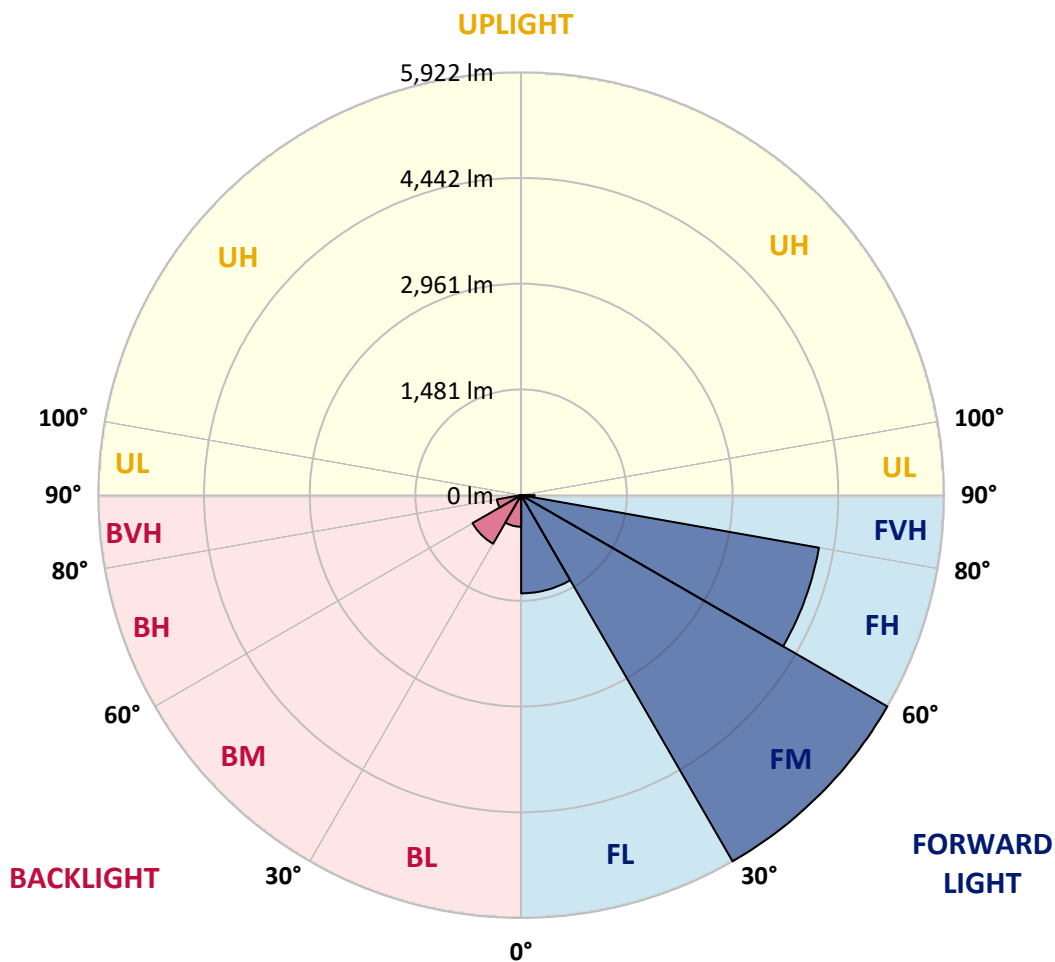
CATALOG NUMBER: MEM2-HTN-SA-150-750-U-T4W-HSS

LUMINAIRE CLASSIFICATION SYSTEM LUMEN TABLE AND BUG RATING:

Zone	Lumens	% Fixture	Zone Rating/Lumen Limit		
			B	U	G
FL (0°-30°)	1375.4	10.3			
FM (30°-60°)	5922.4	44.5			
FH (60°-80°)	4235.7	31.8			G2/5000
FVH (80°-90°)	188.5	1.4			G2/225
BL (0°-30°)	443.4	3.3	B1/500		
BM (30°-60°)	785.6	5.9	B1/1000		
BH (60°-80°)	345.2	2.6	B1/500		G1/500
BVH (80°-90°)	20.1	0.2			G1/100
UL (90°-100°)	0.0	0.0		U0/0	
UH (100°-180°)	0.0	0.0		U0/0	

BUG Rating: B1-U0-G2

Type IV Short





REPORT NUMBER: P867742

CATALOG NUMBER: MEM2-HTN-SA-150-750-U-T4W-HSS

CANDELA DISTRIBUTION (FULL):

	0°	5°	15°	25°	35°	40°	45°	55°	65°	75°	85°
0°	2116.7	2116.7	2116.7	2116.7	2116.7	2116.7	2116.7	2116.7	2116.7	2116.7	2116.7
2.5°	2469.5	2458.3	2435.7	2417.0	2390.7	2368.2	2345.7	2304.4	2251.8	2206.8	2150.5
5°	2713.5	2694.7	2679.7	2657.2	2612.1	2593.4	2578.4	2492.0	2402.0	2308.1	2184.3
7.5°	2886.1	2901.1	2871.1	2837.3	2781.0	2758.5	2736.0	2649.7	2537.1	2402.0	2225.6
10°	3085.0	3088.8	3051.2	3010.0	2949.9	2904.9	2874.8	2769.8	2645.9	2495.8	2270.6
12.5°	3276.4	3276.4	3253.9	3193.9	3115.0	3073.8	3021.2	2901.1	2751.0	2574.6	2323.1
15°	3430.3	3437.8	3419.0	3374.0	3287.7	3231.4	3178.8	3040.0	2848.6	2664.7	2364.4
17.5°	3569.2	3565.4	3554.1	3512.9	3430.3	3385.3	3332.7	3178.8	2961.2	2736.0	2428.2
20°	3663.0	3663.0	3659.2	3636.7	3576.7	3542.9	3479.1	3317.7	3085.0	2841.1	2495.8
22.5°	3734.3	3730.5	3730.5	3734.3	3700.5	3666.7	3640.5	3479.1	3212.6	2931.1	2563.3
25°	3794.3	3790.6	3801.9	3809.4	3794.3	3786.8	3756.8	3633.0	3370.2	3036.2	2630.9
27.5°	3873.2	3884.4	3880.7	3880.7	3876.9	3884.4	3880.7	3775.6	3524.1	3148.8	2702.2
30°	3997.0	4015.8	4004.5	3989.5	3989.5	3993.3	4012.0	3944.5	3704.3	3287.7	2781.0
32.5°	4286.0	4267.2	4188.4	4135.9	4143.4	4147.1	4165.9	4128.4	3884.4	3445.3	2863.6
35°	4616.3	4593.7	4507.4	4387.3	4346.0	4331.0	4327.3	4304.8	4079.6	3614.2	2961.2
37.5°	5044.1	5051.6	4924.0	4751.4	4627.5	4533.7	4514.9	4466.1	4248.5	3768.1	3062.5
40°	5479.5	5449.4	5340.6	5171.7	4927.8	4755.1	4698.8	4631.3	4439.9	3929.5	3160.1
42.5°	5899.8	5843.5	5700.9	5517.0	5231.8	5044.1	4916.5	4830.2	4616.3	4105.8	3253.9
45°	6447.8	6286.4	6031.2	5866.0	5509.5	5355.6	5239.3	5047.9	4826.4	4282.2	3366.5
47.5°	6879.4	6567.9	6335.2	6263.9	5798.5	5655.9	5550.8	5284.3	5040.4	4481.2	3482.8
50°	6800.5	6609.1	6552.8	6489.0	6016.2	5929.8	5832.3	5554.5	5258.0	4691.3	3595.4
52.5°	6597.9	6620.4	6691.7	6582.9	6207.6	6147.5	6083.7	5843.5	5475.7	4864.0	3696.8
55°	6436.5	6481.5	6672.9	6639.2	6436.5	6368.9	6323.9	6128.7	5685.9	5021.6	3783.1
57.5°	6143.8	6106.2	6346.4	6736.7	6680.4	6627.9	6582.9	6429.0	5899.8	5134.2	3839.4
60°	5682.1	5543.3	5866.0	6616.6	6849.3	6856.8	6830.6	6654.2	6072.5	5134.2	3809.4
62.5°	5032.9	4901.5	5299.3	6215.1	6939.4	7010.7	6995.7	6733.0	6147.5	5021.6	3693.0
65°	4060.8	4090.8	4605.0	5760.9	7044.5	7220.9	7127.1	6605.4	6053.7	4803.9	3430.3
67.5°	3242.6	3332.7	3794.3	5171.7	6995.7	7217.1	7085.8	6245.1	5652.1	4499.9	3028.7
70°	2559.6	2619.6	3002.4	4376.1	6567.9	6800.5	6635.4	5693.4	4972.8	4030.8	2518.3
72.5°	2000.4	2056.7	2383.2	3501.6	5824.8	6095.0	5888.6	4950.3	4124.6	3419.0	2000.4
75°	1520.0	1561.3	1805.2	2698.5	4638.8	4976.6	4826.4	3963.2	3220.1	2706.0	1531.2
77.5°	979.5	1035.8	1309.8	1891.5	3276.4	3681.8	3700.5	2961.2	2315.6	1955.3	1125.9
80°	649.3	671.8	840.7	1231.0	2015.4	2330.7	2439.5	2000.4	1478.7	1246.0	810.7
82.5°	270.2	300.2	401.6	619.3	1009.6	1013.3	1159.7	844.4	600.5	529.2	341.5
85°	7.5	15.0	11.3	30.0	26.3	41.3	48.8	67.6	48.8	52.5	52.5
87.5°	0.0	0.0	3.8	3.8	7.5	7.5	7.5	7.5	7.5	11.3	7.5
90°	0.0	0.0	0.0	0.0	0.0	0.0	0.0	0.0	0.0	0.0	0.0



REPORT NUMBER: P867742

CATALOG NUMBER: MEM2-HTN-SA-150-750-U-T4W-HSS

CANDELA DISTRIBUTION (continued):

	90°	95°	105°	115°	125°	135°	145°	155°	165°	175°	180°
0°	2116.7	2116.7	2116.7	2116.7	2116.7	2116.7	2116.7	2116.7	2116.7	2116.7	2116.7
2.5°	2124.2	2090.5	2022.9	1970.4	1914.1	1872.8	1835.2	1794.0	1767.7	1771.4	1745.2
5°	2124.2	2060.4	1925.3	1805.2	1696.4	1617.6	1531.2	1463.7	1414.9	1407.4	1429.9
7.5°	2135.5	2030.4	1827.7	1647.6	1497.5	1373.6	1283.5	1216.0	1182.2	1159.7	1155.9
10°	2146.8	2007.9	1737.7	1508.7	1321.1	1186.0	1107.2	1032.1	994.6	990.8	979.5
12.5°	2154.3	1981.6	1655.1	1369.9	1174.7	1047.1	968.3	908.2	878.2	878.2	874.5
15°	2180.5	1974.1	1568.8	1264.8	1062.1	938.3	870.7	821.9	803.2	791.9	788.1
17.5°	2203.0	1959.1	1493.7	1159.7	960.8	851.9	788.1	754.4	735.6	728.1	724.3
20°	2236.8	1951.6	1422.4	1073.4	885.7	780.6	731.8	701.8	690.6	683.1	683.1
22.5°	2270.6	1944.1	1351.1	998.3	821.9	728.1	683.1	656.8	645.5	641.8	638.0
25°	2311.9	1940.3	1291.1	934.5	765.6	686.8	645.5	623.0	608.0	600.5	600.5
27.5°	2353.2	1944.1	1231.0	870.7	716.8	649.3	608.0	581.7	570.5	555.5	559.2
30°	2409.5	1947.8	1182.2	818.2	675.6	611.7	574.2	540.4	525.4	517.9	517.9
32.5°	2465.8	1962.9	1133.4	769.4	634.3	581.7	536.7	506.7	487.9	484.1	480.4
35°	2525.8	1974.1	1088.4	728.1	600.5	547.9	502.9	472.9	457.9	454.1	454.1
37.5°	2593.4	1992.9	1054.6	690.6	566.7	514.2	472.9	442.9	431.6	427.8	427.8
40°	2664.7	2022.9	1028.3	656.8	540.4	484.1	446.6	420.3	412.8	409.1	409.1
42.5°	2736.0	2049.2	1005.8	630.5	514.2	457.9	427.8	401.6	390.3	390.3	390.3
45°	2803.5	2067.9	983.3	604.2	487.9	439.1	405.3	382.8	371.6	371.6	371.6
47.5°	2863.6	2086.7	949.5	578.0	461.6	412.8	386.6	364.0	352.8	352.8	352.8
50°	2927.4	2098.0	912.0	544.2	435.4	394.1	367.8	341.5	334.0	330.3	330.3
52.5°	2979.9	2098.0	863.2	510.4	405.3	367.8	345.3	322.8	311.5	304.0	304.0
55°	3017.5	2098.0	810.7	469.1	375.3	345.3	322.8	300.2	285.2	274.0	274.0
57.5°	3040.0	2086.7	750.6	420.3	345.3	315.3	300.2	274.0	243.9	221.4	213.9
60°	3021.2	2052.9	686.8	367.8	311.5	289.0	277.7	243.9	202.7	191.4	191.4
62.5°	2942.4	1974.1	623.0	322.8	285.2	262.7	251.5	213.9	183.9	172.6	172.6
65°	2721.0	1782.7	544.2	281.5	255.2	240.2	225.2	191.4	165.1	150.1	150.1
67.5°	2398.2	1538.8	454.1	247.7	228.9	217.7	206.4	172.6	146.4	131.4	131.4
70°	1944.1	1242.3	386.6	217.7	202.7	195.2	183.9	157.6	127.6	116.3	116.3
72.5°	1527.5	975.8	322.8	195.2	187.7	172.6	165.1	138.9	116.3	105.1	105.1
75°	1137.2	728.1	285.2	172.6	172.6	153.9	150.1	123.9	101.3	93.8	93.8
77.5°	836.9	540.4	247.7	150.1	150.1	135.1	127.6	108.8	93.8	86.3	86.3
80°	566.7	367.8	183.9	112.6	112.6	108.8	101.3	93.8	78.8	71.3	67.6
82.5°	240.2	153.9	90.1	56.3	52.5	41.3	33.8	26.3	26.3	22.5	22.5
85°	41.3	18.8	18.8	15.0	11.3	11.3	11.3	7.5	7.5	7.5	7.5
87.5°	7.5	7.5	7.5	7.5	7.5	7.5	3.8	3.8	3.8	3.8	3.8
90°	0.0	0.0	0.0	0.0	0.0	0.0	0.0	0.0	0.0	0.0	0.0

LM-79-2019: Approved Method: Electrical and Photometric Measurements of Solid-State Lighting Products

Report Prepared for

Cooper Lighting Solutions

Streetworks

Report Number: SP1-2407-157-6

Test Date: 08/07/2024

Luminaire Tested: MEM2-HTN-SA-40-750-U-5WQ-2

Data in this report applies to families of products including MEM2-HTN-SA-40-750-U-5WQ-2

Test Information

Test Method: LM-79-2019
 Report Number: SP1-2407-157-6
 Test Lab: COOPER LIGHTING SOLUTIONS
 Photometer: SP1 - 76IN SPHERE
 Measurement Geometry: 4π
 Issue Date: 08/20/2024
 Manufacturer: COOPER LIGHTING SOLUTIONS
 Product Line: Streetworks
 Catalog Number: **MEM2-HTN-SA-40-750-U-5WQ-2**
 Description: Epic Modern Light Square 40W 5WQ Optic and Flare Trim

Spectral Parameters

CCT (K): 5094
 CIE u': 0.2082
 CIE v': 0.4867
 Duv: 0.0032
 CIE x: 0.3430
 CIE y: 0.3564
 CIE z: 0.3006
 Peak Wavelength (nm): 451
 Dominant Wavelength (nm): 568
 Purity: 9.86439
 Rf: 73.7
 Rg: 93

CRI (Ra):	72.0		
R1:	68.6	R9:	-39.6
R2:	78.1	R10:	47.6
R3:	84.6	R11:	68.2
R4:	71.6	R12:	41.4
R5:	69.6	R13:	70.4
R6:	69.4	R14:	91.4
R7:	80.9	R15:	61.4
R8:	53.1		



Test Conditions

Stabilization Time: 20M
 Operation Time: 1H 20M
 Sphere Temperature (°C): 24.2

REPORT NUMBER: SP1-2407-157-6

Measurement and Test Equipment			
Instrument	Identification Number	Calibration Date	Calibration Due Date
Photometer	IN0058	6/18/2024	12/18/2024
Power Meter	INXT2011004	2/8/2024	2/8/2025
AC Power Source	IN0063	10/24/2023	10/24/2024
DC Power Source	IN0208	10/24/2023	10/24/2024
Sphere Thermometer	IN0085	10/24/2023	10/24/2024
Room Thermometer	IN0046	10/24/2023	10/24/2024

REPORT NUMBER: SP1-2407-157-6

CIE 1931 Chromaticity Diagram



CIE 1931 Chromaticity Diagram with 2017 ANSI 7-Step and 4-Step Quadrangles



Point lies inside the ANSI 5000K 4-step quadrangle

REPORT NUMBER: SP1-2407-157-6

Photopic Flux vs. Wavelength



Photopic Lumens: NR

λ (nm)	Power W [^] /nm	Lumens (φ/nm)	λ (nm)	Power W [^] /nm	Lumens (φ/nm)	λ (nm)	Power W [^] /nm	Lumens (φ/nm)	λ (nm)	Power W [^] /nm	Lumens (φ/nm)	λ (nm)	Power W [^] /nm	Lumens (φ/nm)
360	0	NR	490	114	NR	620	361	NR	750	9	NR	880	0	NR
365	0	NR	495	145	NR	625	326	NR	755	8	NR	885	0	NR
370	0	NR	500	197	NR	630	294	NR	760	7	NR	890	0	NR
375	0	NR	505	259	NR	635	261	NR	765	6	NR	895	0	NR
380	0	NR	510	319	NR	640	232	NR	770	5	NR	900	0	NR
385	0	NR	515	373	NR	645	204	NR	775	4	NR	905	0	NR
390	0	NR	520	414	NR	650	179	NR	780	4	NR	910	0	NR
395	1	NR	525	445	NR	655	157	NR	785	3	NR	915	0	NR
400	3	NR	530	465	NR	660	136	NR	790	3	NR	920	0	NR
405	5	NR	535	482	NR	665	118	NR	795	2	NR	925	0	NR
410	9	NR	540	493	NR	670	102	NR	800	2	NR	930	0	NR
415	18	NR	545	505	NR	675	87	NR	805	2	NR	935	0	NR
420	36	NR	550	515	NR	680	75	NR	810	2	NR	940	0	NR
425	72	NR	555	527	NR	685	65	NR	815	1	NR	945	0	NR
430	134	NR	560	540	NR	690	56	NR	820	1	NR	950	0	NR
435	242	NR	565	550	NR	695	48	NR	825	1	NR	955	0	NR
440	407	NR	570	557	NR	700	41	NR	830	1	NR	960	0	NR
445	684	NR	575	561	NR	705	35	NR	835	1	NR	965	0	NR
450	988	NR	580	559	NR	710	30	NR	840	1	NR	970	0	NR
455	828	NR	585	551	NR	715	26	NR	845	1	NR	975	0	NR
460	473	NR	590	537	NR	720	22	NR	850	1	NR	980	0	NR
465	333	NR	595	516	NR	725	19	NR	855	0	NR	985	0	NR
470	232	NR	600	491	NR	730	16	NR	860	0	NR	990	0	NR
475	146	NR	605	461	NR	735	14	NR	865	0	NR	995	0	NR
480	113	NR	610	429	NR	740	12	NR	870	0	NR	1000	0	NR
485	106	NR	615	395	NR	745	10	NR	875	0	NR			

REPORT NUMBER: SP1-2407-157-6

Scotopic Flux vs. Wavelength



Scotopic Lumens: NR

S/P: 1.81

λ (nm)	Power W [^] /nm	Lumens (φ/nm)	λ (nm)	Power W [^] /nm	Lumens (φ/nm)	λ (nm)	Power W [^] /nm	Lumens (φ/nm)	λ (nm)	Power W [^] /nm	Lumens (φ/nm)	λ (nm)	Power W [^] /nm	Lumens (φ/nm)
360	0	NR	490	114	NR	620	361	NR	750	9	NR	880	0	NR
365	0	NR	495	145	NR	625	326	NR	755	8	NR	885	0	NR
370	0	NR	500	197	NR	630	294	NR	760	7	NR	890	0	NR
375	0	NR	505	259	NR	635	261	NR	765	6	NR	895	0	NR
380	0	NR	510	319	NR	640	232	NR	770	5	NR	900	0	NR
385	0	NR	515	373	NR	645	204	NR	775	4	NR	905	0	NR
390	0	NR	520	414	NR	650	179	NR	780	4	NR	910	0	NR
395	1	NR	525	445	NR	655	157	NR	785	3	NR	915	0	NR
400	3	NR	530	465	NR	660	136	NR	790	3	NR	920	0	NR
405	5	NR	535	482	NR	665	118	NR	795	2	NR	925	0	NR
410	9	NR	540	493	NR	670	102	NR	800	2	NR	930	0	NR
415	18	NR	545	505	NR	675	87	NR	805	2	NR	935	0	NR
420	36	NR	550	515	NR	680	75	NR	810	2	NR	940	0	NR
425	72	NR	555	527	NR	685	65	NR	815	1	NR	945	0	NR
430	134	NR	560	540	NR	690	56	NR	820	1	NR	950	0	NR
435	242	NR	565	550	NR	695	48	NR	825	1	NR	955	0	NR
440	407	NR	570	557	NR	700	41	NR	830	1	NR	960	0	NR
445	684	NR	575	561	NR	705	35	NR	835	1	NR	965	0	NR
450	988	NR	580	559	NR	710	30	NR	840	1	NR	970	0	NR
455	828	NR	585	551	NR	715	26	NR	845	1	NR	975	0	NR
460	473	NR	590	537	NR	720	22	NR	850	1	NR	980	0	NR
465	333	NR	595	516	NR	725	19	NR	855	0	NR	985	0	NR
470	232	NR	600	491	NR	730	16	NR	860	0	NR	990	0	NR
475	146	NR	605	461	NR	735	14	NR	865	0	NR	995	0	NR
480	113	NR	610	429	NR	740	12	NR	870	0	NR	1000	0	NR
485	106	NR	615	395	NR	745	10	NR	875	0	NR			

REPORT NUMBER: SP1-2407-157-6

Melanopic Flux vs. Wavelength



Melanopic Lumens: NR

M/P: 3.73

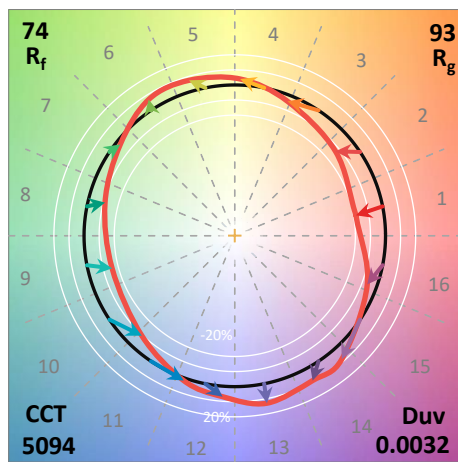
λ (nm)	Power W [^] /nm	Lumens (φ/nm)	λ (nm)	Power W [^] /nm	Lumens (φ/nm)	λ (nm)	Power W [^] /nm	Lumens (φ/nm)	λ (nm)	Power W [^] /nm	Lumens (φ/nm)	λ (nm)	Power W [^] /nm	Lumens (φ/nm)
360	0	NR	490	114	NR	620	361	NR	750	9	NR	880	0	NR
365	0	NR	495	145	NR	625	326	NR	755	8	NR	885	0	NR
370	0	NR	500	197	NR	630	294	NR	760	7	NR	890	0	NR
375	0	NR	505	259	NR	635	261	NR	765	6	NR	895	0	NR
380	0	NR	510	319	NR	640	232	NR	770	5	NR	900	0	NR
385	0	NR	515	373	NR	645	204	NR	775	4	NR	905	0	NR
390	0	NR	520	414	NR	650	179	NR	780	4	NR	910	0	NR
395	1	NR	525	445	NR	655	157	NR	785	3	NR	915	0	NR
400	3	NR	530	465	NR	660	136	NR	790	3	NR	920	0	NR
405	5	NR	535	482	NR	665	118	NR	795	2	NR	925	0	NR
410	9	NR	540	493	NR	670	102	NR	800	2	NR	930	0	NR
415	18	NR	545	505	NR	675	87	NR	805	2	NR	935	0	NR
420	36	NR	550	515	NR	680	75	NR	810	2	NR	940	0	NR
425	72	NR	555	527	NR	685	65	NR	815	1	NR	945	0	NR
430	134	NR	560	540	NR	690	56	NR	820	1	NR	950	0	NR
435	242	NR	565	550	NR	695	48	NR	825	1	NR	955	0	NR
440	407	NR	570	557	NR	700	41	NR	830	1	NR	960	0	NR
445	684	NR	575	561	NR	705	35	NR	835	1	NR	965	0	NR
450	988	NR	580	559	NR	710	30	NR	840	1	NR	970	0	NR
455	828	NR	585	551	NR	715	26	NR	845	1	NR	975	0	NR
460	473	NR	590	537	NR	720	22	NR	850	1	NR	980	0	NR
465	333	NR	595	516	NR	725	19	NR	855	0	NR	985	0	NR
470	232	NR	600	491	NR	730	16	NR	860	0	NR	990	0	NR
475	146	NR	605	461	NR	735	14	NR	865	0	NR	995	0	NR
480	113	NR	610	429	NR	740	12	NR	870	0	NR	1000	0	NR
485	106	NR	615	395	NR	745	10	NR	875	0	NR			

Summary

$R_f = 73.7$
 $R_g = 93$
 $CIE R_a = 72.0$
 $R_9 = -39.6$



Color Vector Graphics



Individual Sample Fidelity Index ($R_{f,i}$)

CES01 = 85	CES26 = 62	CES51 = 90	CES76 = 50
CES02 = 59	CES27 = 88	CES52 = 89	CES77 = 67
CES03 = 30	CES28 = 80	CES53 = 79	CES78 = 53
CES04 = 69	CES29 = 69	CES54 = 84	CES79 = 80
CES05 = 46	CES30 = 88	CES55 = 83	CES80 = 77
CES06 = 50	CES31 = 72	CES56 = 74	CES81 = 78
CES07 = 38	CES32 = 62	CES57 = 73	CES82 = 90
CES08 = 38	CES33 = 82	CES58 = 73	CES83 = 90
CES09 = 29	CES34 = 69	CES59 = 86	CES84 = 85
CES10 = 72	CES35 = 83	CES60 = 88	CES85 = 77
CES11 = 56	CES36 = 87	CES61 = 82	CES86 = 75
CES12 = 61	CES37 = 78	CES62 = 81	CES87 = 76
CES13 = 41	CES38 = 98	CES63 = 73	CES88 = 81
CES14 = 74	CES39 = 96	CES64 = 63	CES89 = 72
CES15 = 70	CES40 = 91	CES65 = 60	CES90 = 80
CES16 = 46	CES41 = 96	CES66 = 56	CES91 = 71
CES17 = 49	CES42 = 79	CES67 = 53	CES92 = 58
CES18 = 55	CES43 = 78	CES68 = 63	CES93 = 74
CES19 = 71	CES44 = 99	CES69 = 72	CES94 = 52
CES20 = 63	CES45 = 86	CES70 = 55	CES95 = 64
CES21 = 85	CES46 = 85	CES71 = 46	CES96 = 76
CES22 = 77	CES47 = 89	CES72 = 82	CES97 = 86
CES23 = 91	CES48 = 80	CES73 = 45	CES98 = 76
CES24 = 90	CES49 = 83	CES74 = 90	CES99 = 62
CES25 = 71	CES50 = 89	CES75 = 48	



Color Rendition by Hue-Angle Bin



Measure Comparisons



(END OF REPORT)